



Redundant FISCO Power Supplies Introduction

COOPER Crouse-Hinds



Highest system
availability for
FOUNDATION™
fieldbus networks
in hazardous areas





REDUNDANT POWER SUPPLIES FOR FIELDBUS INTRINSICALLY SAFE CONCEPT

MTL has made a major enhancement to its class-leading range of Fieldbus Intrinsically Safe Concept (FISCO) components for FOUNDATION™ fieldbus networks.

The introduction of power supply redundancy means FISCO can now be specified for the most critical hazardous area applications, while retaining the key benefits of intrinsic safety such as the ability to conduct 'live maintenance' on the entire field network. The redundancy scheme eliminates the risk of network failure in the event of the loss of a single power supply. Such redundancy is routinely specified by end users and engineering companies where failure could result in downtime and lost production.

Redundant FISCO from MTL ...an industry first

- Providing the highest levels of reliability for your critical hazardous area networks
- Bringing safe and secure 'live working', even in the most demanding control environments
- Lowering the total cost of ownership of your asset base
- Protecting your revenue streams, reputation and business continuity



HIGH AVAILABILITY STARTS HERE . . .

The use of FOUNDATION™ fieldbus in critical process applications demands the highest levels of system availability. Power supply redundancy, combined with highly reliable field wiring components, provides the basis for taking this industry-leading technology into a wider range of hazardous area applications in the process industries. MTL's Redundant FISCO power supplies satisfy the combined requirements of intrinsic safety standards and rigorous Fieldbus Foundation compliance specifications to provide highly available fieldbus power for intrinsically safe networks.

KEY BENEFITS

- Highest system availability of any intrinsically safe network
 - Full power supply redundancy
 - Simple, reliable Megablock™ field-wiring hub in field enclosure
- Safest operational safety in hazardous areas
 - Safe and secure 'live working' throughout the field network
 - No 'mixed protection' techniques requiring special operator training
 - Easy maintenance in hazardous areas using established Intrinsic Safety practice
- Simple architecture
 - Intrinsically safe network from control room to field
 - No complex ancillary apparatus in field circuit
- Designed according to internationally recognised standards
 - Fully compliant with IEC 60079-27 FISCO standard

"In order to achieve the high availability, reliability and key safety functions required, Redundant FISCO is the natural choice for segment power source."

"MTL have supplied fieldbus physical layer technology for most of the world's largest fieldbus installations. This, coupled with their experience of intrinsic safety, makes them the supplier of choice."

FPSO automation engineer



THE SOLUTION YOU HAVE BEEN WAITING FOR ...IS NOW AVAILABLE FROM MTL

Redundant FISCO Power Supplies from MTL, providing a low-risk solution requiring simple design, installation and commissioning skills in the field.

Redundancy Mechanism

- If loss of output of the active FISCO power module is detected, then the arbitration module (SAM) electronically transfers the field load to the "hot standby" FISCO power module
- Rapid fail-over occurs within the limits of FOUNDATION fieldbus™ specifications, removing the risk of losing fieldbus devices from the bus
- Failure notification (open-circuit alarm) is provided to host control system
- LED indicators identify failed module, to allow replacement under power



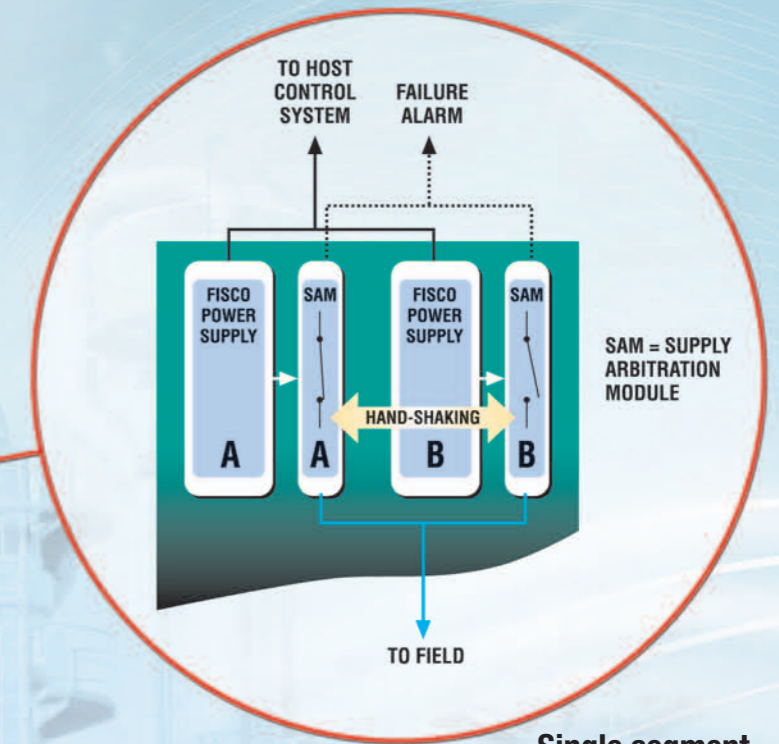
FOUNDATION fieldbus™ H1
HOST CONTROL SYSTEM (DCS)



BULK POWER INPUT
(REDUNDANT)
24Vdc



4 SEGMENT REDUNDANT FISCO
POWER SUPPLY SYSTEM

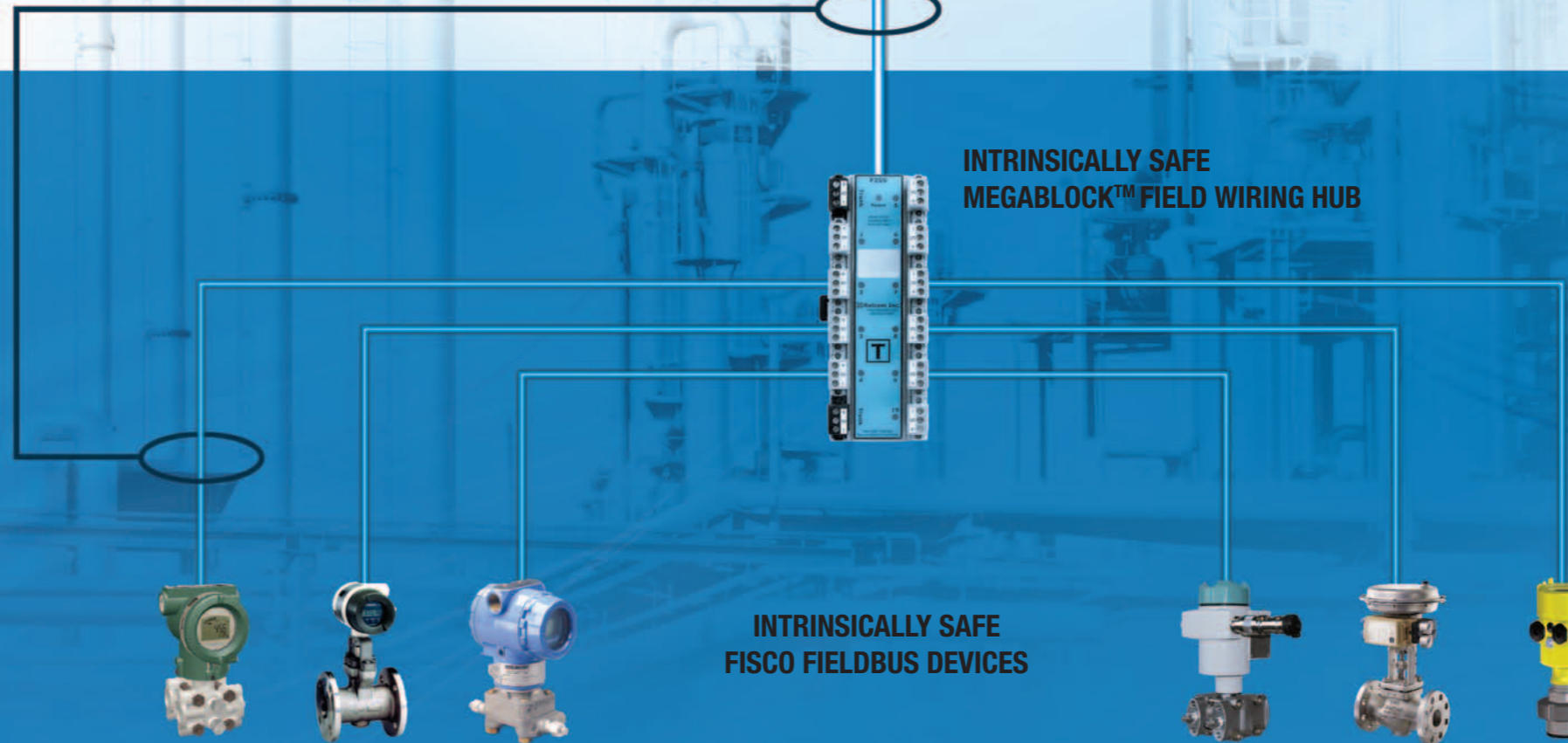


Single segment
block diagram

CONTROL ROOM

HAZARDOUS AREA
ZONE 1 / DIVISION 1

INTRINSICALLY SAFE
TRUNK & SPURS
(1 SEGMENT OF 4)



Redundant FISCO power supplies from MTL...

...bringing higher levels of security to demanding control environments

MTL's clever, patent-pending approach uses two FISCO power supplies - one 'active' and the other in 'hot-standby' mode - together with twin supply arbitration modules (SAMs) that negotiate and manage power supply changeover in the event of a power supply failure. Continuous handshaking between the two SAMs ensures that they can never both be "active" at the same time.


Features for reliability and ease of use

- Intelligent monitoring of module status ensures output levels always remain within intrinsic safety limits
- Manual fail-over facility allows off-line proof testing of redundancy function
- Innovative mechanical interlock ensures power and communications are maintained during module replacement
- Selection of power supply module types according to the hazardous area Gas Group optimises trunk cable length and number of fieldbus devices supported per segment

Power supply module carriers

4-segment power supply systems are supported for integration into the major distributed control platforms to reduce cabinet 'footprint' and engineering effort.

- Full redundancy on each of 4 segments
- Versions for DCS integration
- Redundant 24Vdc bulk power inputs
- Alarm output to host control system
- Sized to maximise the number of power supply segments supported in typical floor-standing marshalling cabinets



FISCO field enclosures reduce capital and life-cycle costs

A key advantage of the fieldbus intrinsically safe concept is simplicity of the field-wiring enclosures. In comparison with other techniques, FISCO junction boxes are smaller, lighter, simpler and easier to maintain. The elimination of complex, non-redundant electronic circuitry from harsh field environments enhances the overall reliability of FISCO networks:



- Simple, high reliability 'Megablock™' wiring hub for up to 12 intrinsically safe spurs
- All circuits inside the enclosure are intrinsically safe
- Compact design without the need for ancillary components to enable live-working
- Optional surge protection for trunk and spurs
- No restrictions on removal of covers in presence of flammable atmospheres
- Compatible with IS hand-held diagnostic tools such as MTL-Relcom FBT-6

Intrinsic Safety without functional limitations...

Selecting intrinsic safety for your fieldbus networks doesn't mean you have to compromise on cable length or segment loading. With a choice of module types according to the Gas Group, MTL's Redundant FISCO power supplies can support the number of fieldbus instruments required by today's projects - at cable lengths that exceed expectations for intrinsically safe buses. See the table below for a guide to the relationship between maximum trunk length and number of devices in typical applications:

No. Field devices per segment	Average field device current	Trunk cable cross-section	Total segment current †	Spur cable length	Gas group	Maximum trunk cable length	Total segment length
6	17mA	1.5mm ² (24 ohms/km loop)	130mA	60m	IIB	1050m	1410m
8	17mA	1.5mm ² (24 ohms/km loop)	164mA	60m	IIB	831m	1311m
10	17mA	1.5mm ² (24 ohms/km loop)	198mA	60m	IIB	690m	1290m
12	17mA	1.5mm ² (24 ohms/km loop)	233mA	60m	IIB	585m	1305m
4	17mA	1.5mm ² (24 ohms/km loop)	105mA	60m	IIC	760m*	1000m

* Limited by total segment length
† includes one spur in short circuit condition



REDUNDANT FISCO
REDUNDANT FISCO



GLOBAL LOCATIONS

AUSTRALIA

MTL Instruments Pty Ltd, 9 /12 Billabong Street,
Stafford, Queensland 4053
Australia

Tel: + 61 1300 308 374 Fax: + 61 1300 308 463
E-mail: enquiries@mtlaus.com.au

CANADA

MTL Canada Safety Instrumentation
#102, 4249 97 Street, Edmonton
Alberta, T6E 5Y7

Tel: + 1 780 485 3132 Fax: + 1 780 485 3122
E-mail: info@mtlnh.com

CHINA

MTL Instruments China Co. Ltd. Room 1002A, The Gateway
No 10 Yabao Road, Chaoyang District, Beijing 100020

Tel: + 86 010 8562 5718/5720/5721 Fax: + 86 010 8562 5725
E-mail: bjsales@mtl-inst.cn

FRANCE

MTL Instruments sarl, Les Carrés du Parc
10 rue des Rosiéristes, 69410 Champagne au Mont d'Or

Tel: + 33 (0)4 78 64 98 32 Fax: + 33 (0)4 78 35 79 41
E-mail: info@mtl-inst.fr

GERMANY

MTL Instruments GmbH, An der Gumpesbrücke 17
D-41564 Kaarst

Tel: + 49 (0)2131 718930 Fax: + 49 (0)2131 7189333
E-mail: info@mtl.de

INDIA

MTL India Pvt. Limited, No.36, Nehru Street
Off Old Mahabalipuram Road
Sholinganallur, Chennai - 600 119

Tel: + 91 (0) 44 24501660 /24501857 Fax: + 91 (0) 44 24501463
E-mail: sales@mtlindia.com

ITALY

MTL Italia srl, Via Cantù 11
I - 20092 Cinisello Balsamo MI

Tel: + 39 02 61802011 Fax: + 39 02 61294560
E-mail: info@mtl-inst.it

JAPAN

MTL Instruments KK,
MT Building
3F 2-7-5 Shiba Daimon, Minato-ku,
Tokyo 105-0012

Tel: + 81 (0)3 6430 3128 Fax: + 81 (0)3 6430 3129
E-mail: sales@mtlkk.co.jp

NETHERLANDS

MTL Instruments BV, de Houtakker 36,
6681 CW Bommel,

Tel: + 31 (0) 481 450250 Fax: + 31 (0) 481 450260
E-mail: info@mtlbenlux.com

SINGAPORE

MTL Instruments Pte Ltd, 31 Ubi Road 1
#04-01 Aztech Building
Singapore 408694

Tel: + 65 6 487 7887 Fax: + 65 6 487 7997
E-mail: sales@mtlsing.com.sg

UNITED ARAB EMIRATES

MTL Instruments, Villa No. 4, Sector 2-17
Street 6, PO Box 53234
Abu Dhabi, UAE

Tel: + 971 2 446 6840 Fax: + 971 2 446 6841
E-mail: mtlgulf@mtl-inst.com

UNITED KINGDOM

MTL Instruments, Great Marlings,
Butterfield, Luton
Bedfordshire LU2 8DL

Tel: + 44 (0)1582 723633 Fax: + 44 (0)1582 422283
E-mail: enquiry@mtl-inst.com

USA

Cooper Crouse-Hinds MTL Inc.
3413 N. Sam Houston Parkway W.
Suite 210, Houston TX 77086

Tel: + 1 281-571-8065 Fax: + 1 281-571-8069
E-mail: csinfo@mtl-inst.com