

DG Series

Regulators - Pressure Reducing

DDGXX1969X012

Specifications

For other materials or modifications, please consult TESCOM.

OPERATING PARAMETERS

Pressure rating per criteria of ANSI/ASME B31.3

Maximum Inlet Pressure

300 psig / 20.7 bar

Outlet Pressure Ranges

0-20, 0-50, 0-100, 0-150 and 0-250 psig
0-1.4, 0-3.4, 0-6.9, 0-10.3 and 0-17.2 bar
(0-300 psig / 0-20.7 bar dome load only)

Design Proof Pressure

150% maximum rated

Leakage

Bubble-tight

Operating Temperature

-10°F to 165°F / -23°C to 74°C

Flow Capacity

$C_v = 10$



MEDIA CONTACT MATERIALS

Body, Bonnet, Back-cap

316 Stainless Steel

Main Valve Seat

Buna-N 90, Ethylene Propylene 80, Chemraz 75® or Viton®

O-Rings

Buna-N, Ethylene Propylene 80, Chemraz 75® or Viton®

Diaphragm

Gylon®

Remaining Parts

300 Series Stainless Steel, Nitronic 60

OTHER

Cleaning

CGA 4.1 and ASTM G93

Weight

35 lbs / 15.9 kg

Viton® is a registered trademark of E.I. du Pont de Nemours and Company.

Gylon® is a registered trademark of Garlock, Inc.

Chemraz® is a registered trademark of Greentweed.

TESCOM DG Series single-stage regulator provides a compact size with high flow capability greater than 1000 SCFM / 28,300 SLPM. The large diaphragm and balanced main valve design provide lower droop (larger usable flow range) than competitive designs. Available in spring or dome loaded configurations.

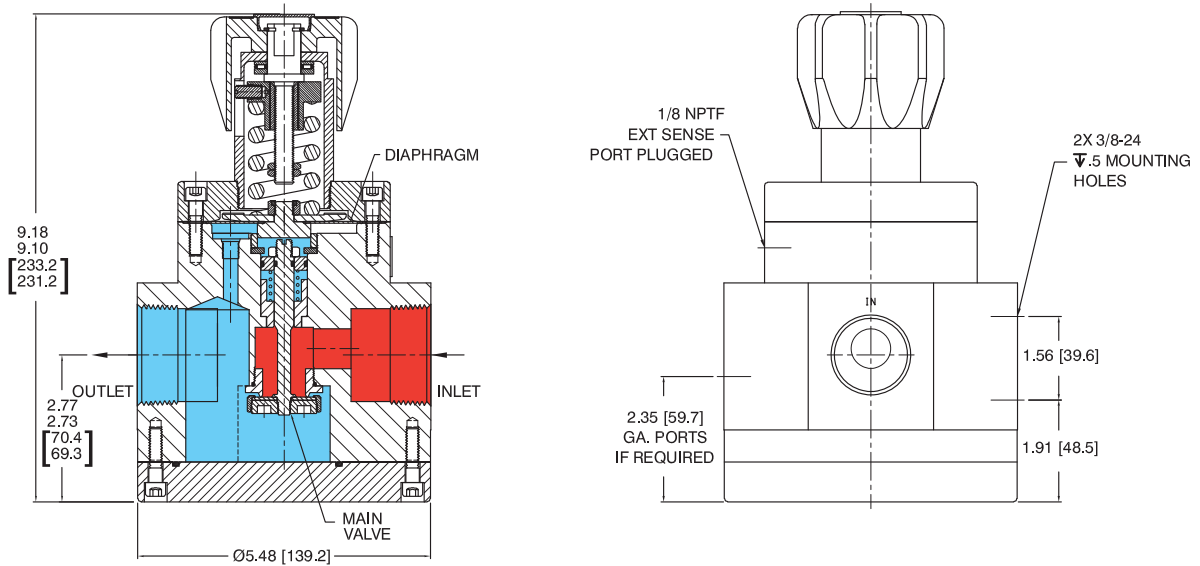
Applications

- Purging, blanketing, high flow inerting, heat-treating and shielding gases
- Performs well at very low pressure differentials such as Dewar-supplied processes
- Multi-drop breathing air stations

Features and Benefits

- $C_v = 10$ in a compact design
- Diaphragm sensing provides greater accuracy and sensitivity
- Dome/air actuated compatible with TESCOM ER3000 Electropneumatic Controllers

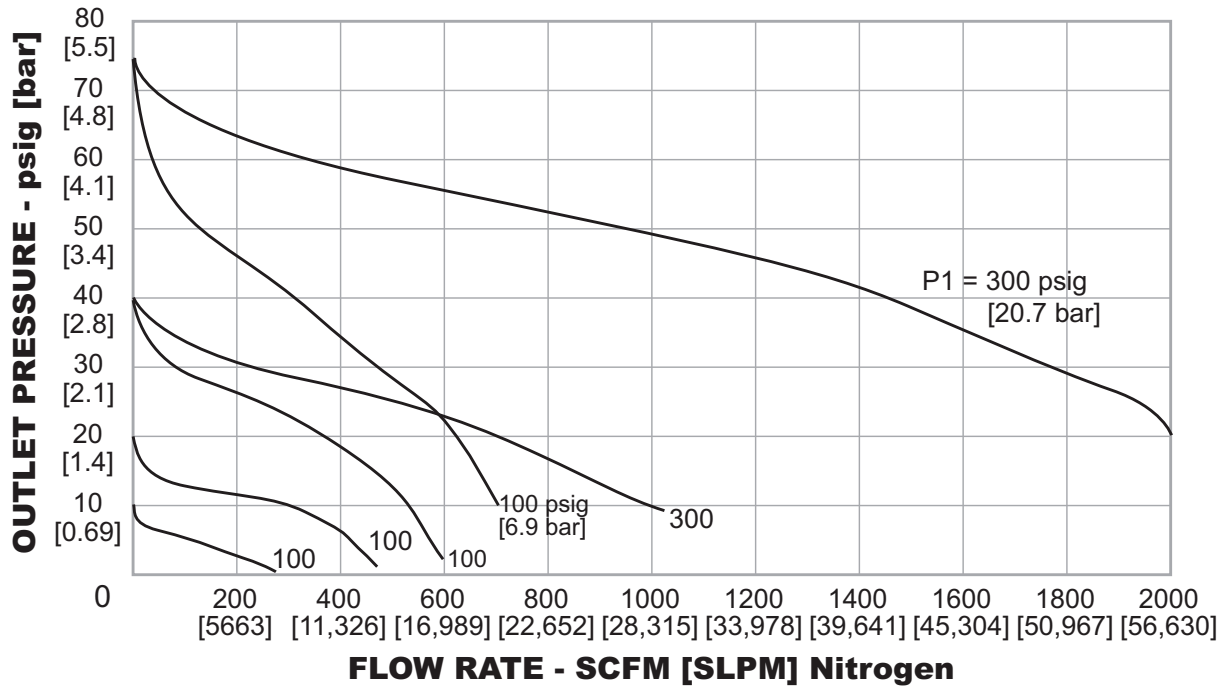
DG Series Regulator Drawing



All dimensions are reference & nominal
Metric [millimeter] equivalents are in brackets

DG Series Regulator Flow Chart




For more information on how to read flow curves, please refer to the Flow Curves and Calculations document (debul2007x012) in the TESCOM catalog or on www.tescom.com.



DG Series Regulator Part Number Selector

Repair Kits, Accessories & Modifications may be available for this product. Please contact TESCOM for more information.

Example for selecting a part number:

| DG H 6 2 E G N 9 2 24 A | | | | | | | | | | | |
|-------------------------|--|---------------------------------|----------------------------|------------------------|---|------------|-----------------|---------------------|-----------|--|---|
| BASIC SERIES | LOAD TYPE | BODY, BONNET, BACK-CAP MATERIAL | OUTLET PRESSURE RANGES | SOFT GOODS | | DIAPHRAGM | VENT SEAT | OPTIONAL | PORT TYPE | PORT SIZE | PORTING |
| | | | | O-RING | VALVE SEAT | | | | | | |
| DG | D – Dome Load | 6 – 316 Stainless Steel | 0 – 0-20 psig 0-1.4 bar | B – Buna-N | Buna-N 90 | G – Gylon® | N – Non-venting | C – CCL 9 – None | 2 – NPTF | 16 – 1" | A – No gauge ports  |
| | | | 1 – 0-50 psig 0-3.4 bar | E – Ethylene Propylene | Ethylene Propylene 80 | | | | | 24 – 1-1/2" | |
| | 2 – 0-100 psig 0-6.9 bar | | M – Chemraz® | Chemraz 75® | C – Two gauge ports at 70°  | | | | | | |
| | 3 – 0-150 psig 0-10.3 bar | | V – Viton® | Viton® | | | | | | | |
| | 5 – 0-250 psig 0-17.2 bar | | | | | | | | | | |
| | D – 0-300 psig 0-20.7 bar (Dome load only) | | | | | | | | | D – One gauge port at 90°  | |