

• Main technical data:

Explosion-proof controller: CZ0240/1,2,3,5,6

Certification | Ex mark | Meet the standard

China (PCEC Ex)	Ex de IIC T6	GB3836 GB12476
IECEX	Ex de II C T6 Ex tD A21 T 80°C	IEC60079
ATEX	Ex de II C T6 Ex tD A21 T 80°C	EN60079

Intended use: Can be used in zone 1 and zone 2, Can be used in zone 21 and zone 22

Ambient temperature use: $-40^{\circ}\text{C} \leq T_a \leq 40^{\circ}\text{C}$

Degree of protection: IP66

Rated voltage: 250V

Rated current: max 16A

Component terminal: 2.5mm^2

PE terminals: 4mm^2

Material of enclosure: Alloy plastic of static resistance

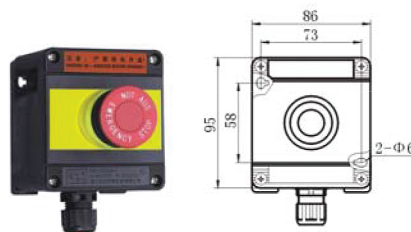
Conformity to: CE 0575

Cable entry:

CZ0240/1、CZ0240/2、CZ0240/3 Standard configure: Molded plastic $1 \times \text{M20}$, cable outer diameter $\Phi 5.5\sim 13\text{mm}$.

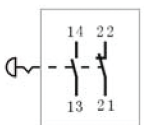
CZ0240/5、CZ0240/6 Standard configure: Molded plastic $2 \times \text{M25}$, cable outer diameter $\Phi 8\sim 17\text{mm}$.

Mounting way: Pendant mounted type, Vertical mounted (mounting accessory see A/58) type



• Order specifications:

CZ0240/1 Explosion-proof controller

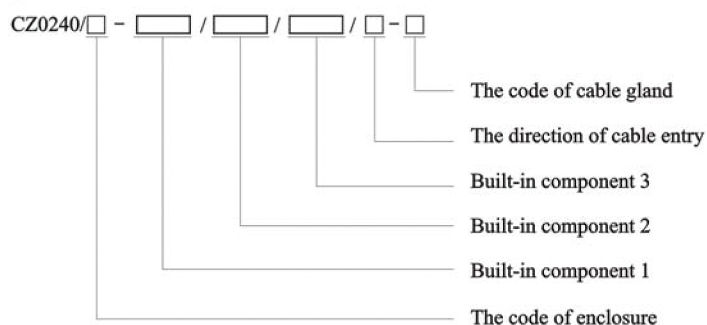
Description	Weight (kg)	Order No.
 <p>One emergency stop self-locking button 1NO+1NC, with engraved letters "NOT-AUS NOT-AUS EMERGENCY STOP"</p>	0.40	CZ0240/1-0010 02-1

• Components:

- Each board front mounting rail type built-in component has special code, see pages A/17 ~ A/42 for the code and technical data.
- Each cable glands has special code, see pages B/41 ~ B/61 for the code and technical data.

• Order specifications of other forms:

Model implication:



• Selection example:

One green signal lamp, 12V - 250V AC/DC, One double button 1NO+1NC and label "0, 1" bottom has a plastic moulded cable gland M20 \times 1.5 entry. The type is CZ0240 / 2 - LG 601 / P260 02 22 / X - A02.

• Selection example:

One ammeter with a current transformer, the scale is 100/1, Overload scale 5, Two buttons, each with 1NO+1NC and label "0, 1". Bottom has a plastic moulded cable gland M25 \times 1.5 entry.

The type is CZ0240 / 2 - P1 60 22 / P1 60 02 + CZ0240 / 2 - M6WA 100 / 1-5 / X - A03.

• Outline and installation dimensions: