

## Specifications

For other materials or modifications, please consult TESCOM.

### OPERATING PARAMETERS

Pressure rating per criteria of ANSI/ASME B31.3

**Maximum Inlet Pressure**

10,000 psig / 690 bar

**Outlet Pressure Ranges**

5-500, 5-800, 10-1500, 15-2500, 25-4000,  
50-6000, 200-10,000 psig<sup>1</sup>  
0.35-34.5, 0.35-55.2, 0.69-103, 1.0-172, 1.7-276,  
3.4-414, 13.8-690 bar<sup>1</sup>

**Design Proof Pressure**

150% maximum rated

**Leakage**

2 drops per minute at 150 S.U.S. at 2500 psig / 172 bar

**Ambient Operating Temperature<sup>2</sup>**

-15°F to 165°F / -26°C to 74°C

**Flow Capacity**

**Main Valve:** C<sub>v</sub> = 0.06

**Vent Valve:** C<sub>v</sub> = 0.08

### MEDIA CONTACT MATERIALS

**Body**

316 Stainless Steel

**Main Valve, Vent Seat**

17-4 Stainless Steel

**O-Rings**

Viton-A®, Buna-N, Ethylene Propylene, Kalrez®

**Poppets**

17-4 Stainless Steel

**Back-up Ring**

PTFE

**Remaining Parts**

300 Series and 17-4 Stainless Steel

### OTHER

**Cleaning**

CGA 4.1 and ASTM G93

**Weight**

5.3 lbs / 2.4 kg

Viton® and Kalrez® are registered trademarks of E.I. du Pont de Nemours and Company.

1. Regulator vents to zero psig in all pressure ranges.

2. For extended temperatures from -40°F to 400°F / -40°C to 204°C, consult TESCOM.



TESCOM 54-2000 Series pressure reducing regulator is suitable for 10,000 psig / 690 bar inlet and outlet hydraulic applications. Segregated and captured vent allows for convenient downstream pressure reduction adjustments. Hardened Stainless Steel seat and stem provide excellent wear resistance in harsh applications.

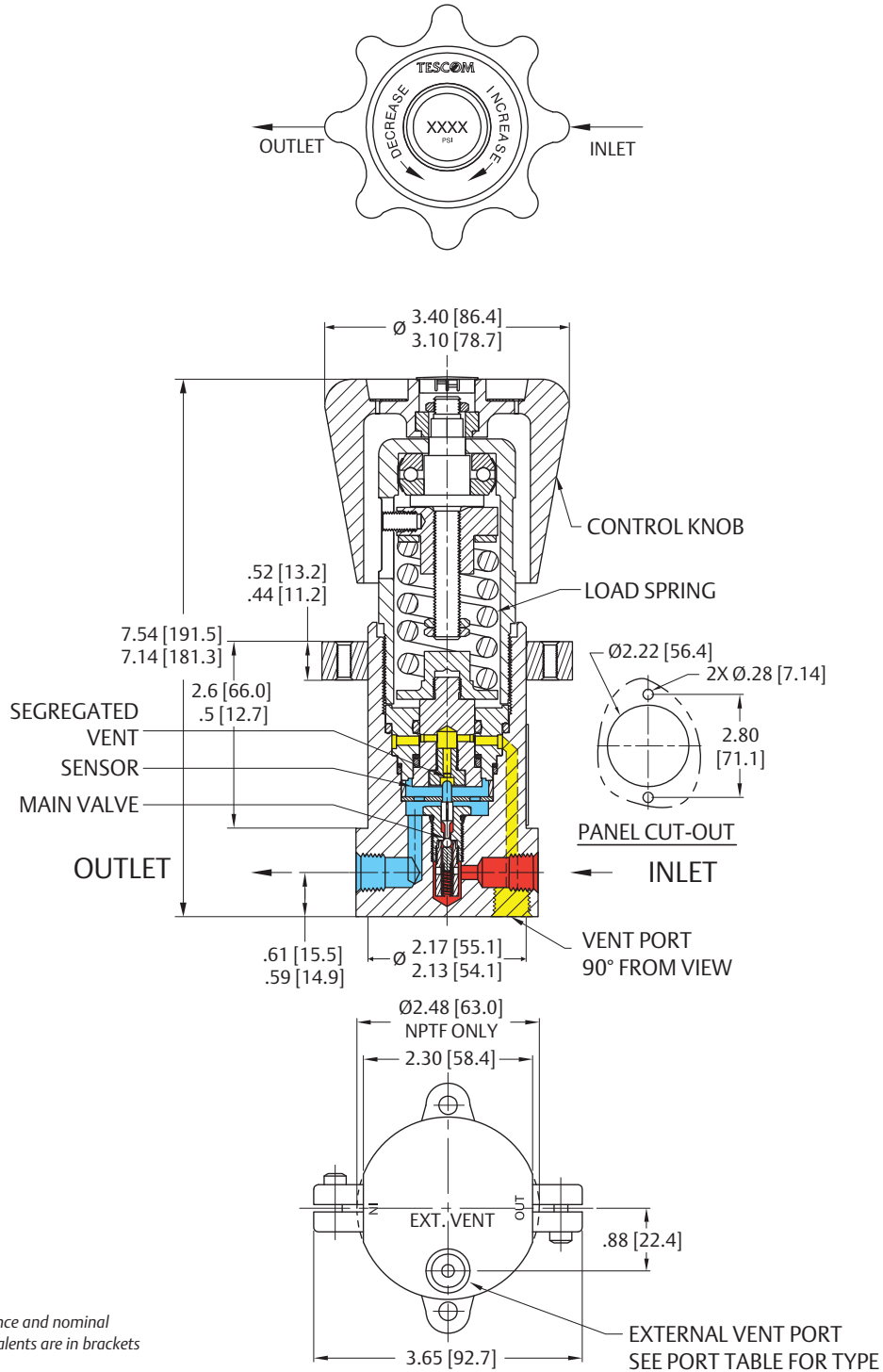
### Applications

- Wellhead control panels
- Subsea valve actuations
- Hydraulic Power Units (HPU)
- Component testing

### Features and Benefits

- Special models available for 15,000 and 20,000 psig / 1034 and 1379 bar
- Segregated vent for easy pressure adjustments in either direction
- Main valve cartridge
- High-impact handknob
- Cartridge style models are available
- NACE compatible designs are available
- Compatible with TESCOM air actuators and ER3000 Electropneumatic Controller
- Piston-sensed design ensures safety and reliability

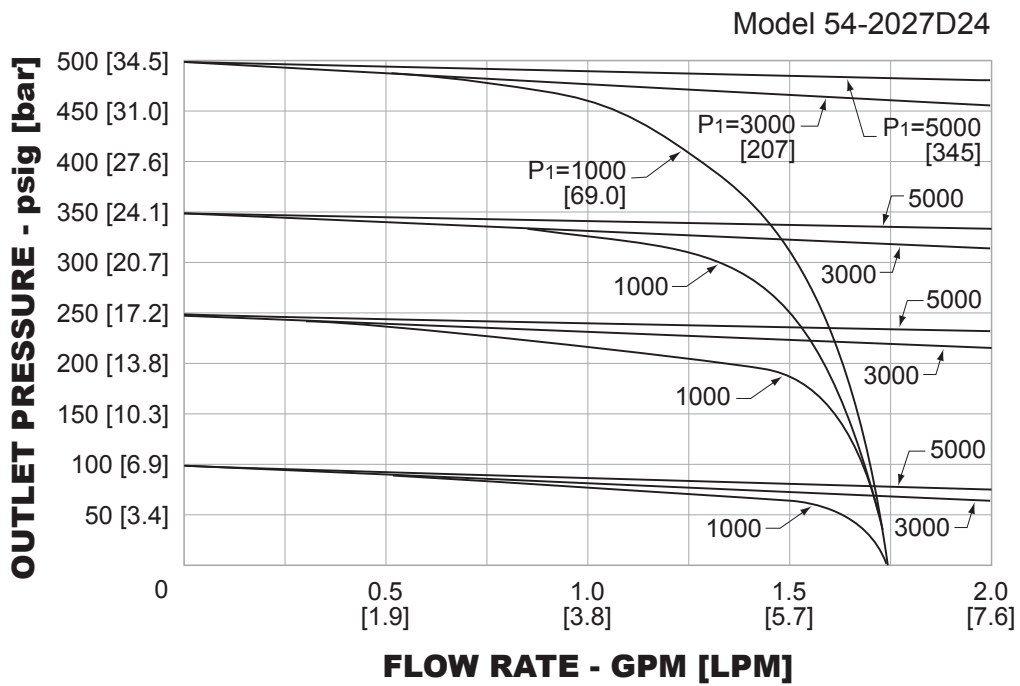
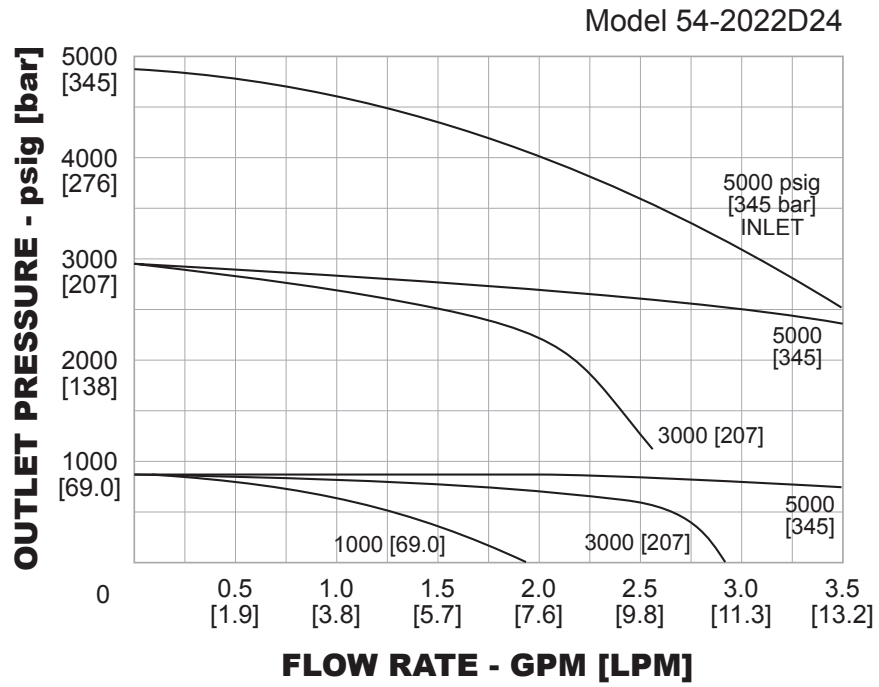
54-2000 Series Regulator Drawing



All dimensions are reference and nominal  
Metric [millimeter] equivalents are in brackets

### 54-2000 Series Regulator Flow Charts

For more information on how to read flow curves, please refer to the Flow Curves and Calculations document (debul2007x012) in the TESCOM catalog or on [www.tescom.com](http://www.tescom.com).



## 54-2000 Series Regulator Part Number Selector

*Repair Kits, Accessories & Modifications may be available for this product. Please contact TESCOM for more information.*

Example for selecting a part number:

BASIC SERIES	BODY AND BONNET MATERIAL	OUTLET PRESSURE RANGES	SOFT GOODS MATERIAL			INLET AND OUTLET PORT TYPE	EXTERNAL VENT PORT (1/4")	INLET AND OUTLET PORT SIZE
			O-RING		BACK-UP RING			
			DYNAMIC	STATIC				
54-20	6 – 316 Stainless Steel	1 – 200-10,000 psig 13.8-690 bar 2 – 50-6000 psig 3.4-414 bar 3 – 25-4000 psig 1.7-276 bar 4 – 15-2500 psig 1.0-172 bar 5 – 10-1500 psig 0.69-103 bar 6 – 5-800 psig 0.35-55.2 bar 7 – 5-500 psig 0.35-34.5 bar	D – Buna-N T – Viton-A® Z – Ethylene Propylene	Buna-N Viton-A® Ethylene Propylene	PTFE PTFE PTFE	1 – SAE 2 – NPTF 3 – MS33649 4 – High Pressure 6 – Medium Pressure	SAE NPTF MS33649 NPTF NPTF	4 – 1/4" 6 – 3/8" 8 – 1/2"