

44-2500 Series

Regulators - Relief / Backpressure

D44251995X012

Specifications

For other materials or modifications, please consult TESCOM.

OPERATING PARAMETERS

Pressure rating per criteria of ANSI/ASME B31.3

Controlled Pressure Ranges

0-25, 0-50, 0-100, 0-250 psig

0-1.7, 0-3.4, 0-6.9, 0-17.2 bar

Design Proof Pressure

150% maximum rated

Leakage

Internal: Bubble-tight

External: Design to meet $< 2 \times 10^{-8}$ atm cc/sec He

Operating Temperature

-15°F to 165°F / -26°C to 74°C

Flow Capacity

$C_v = 0.30$

Maximum Operating Torque

30 in-lbs / 3.4 N•m

MEDIA CONTACT MATERIALS

Body

316 Stainless Steel or Brass

Seat Retainer

PEEK

O-Ring

Viton®, Kalrez®

Diaphragm, Filter, Spring

316 Stainless Steel

Remaining Parts

316 Stainless Steel or Brass

OTHER

Cleaning

CGA 4.1 and ASTM G93

Weight (without gauges)

2 lbs / 0.9 kg

Viton® and Kalrez® are registered trademarks of E.I. du Pont de Nemours and Company.



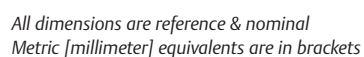
TESCOM 44-2500 Series is a compact, lightweight, single-stage regulator for specialty, flammable, and industrial gases for flows up to 30 SCFM / 850 SLPM. Diffusion-resistant metal diaphragm seal ensures gas purity and integrity.

Application

- General purpose

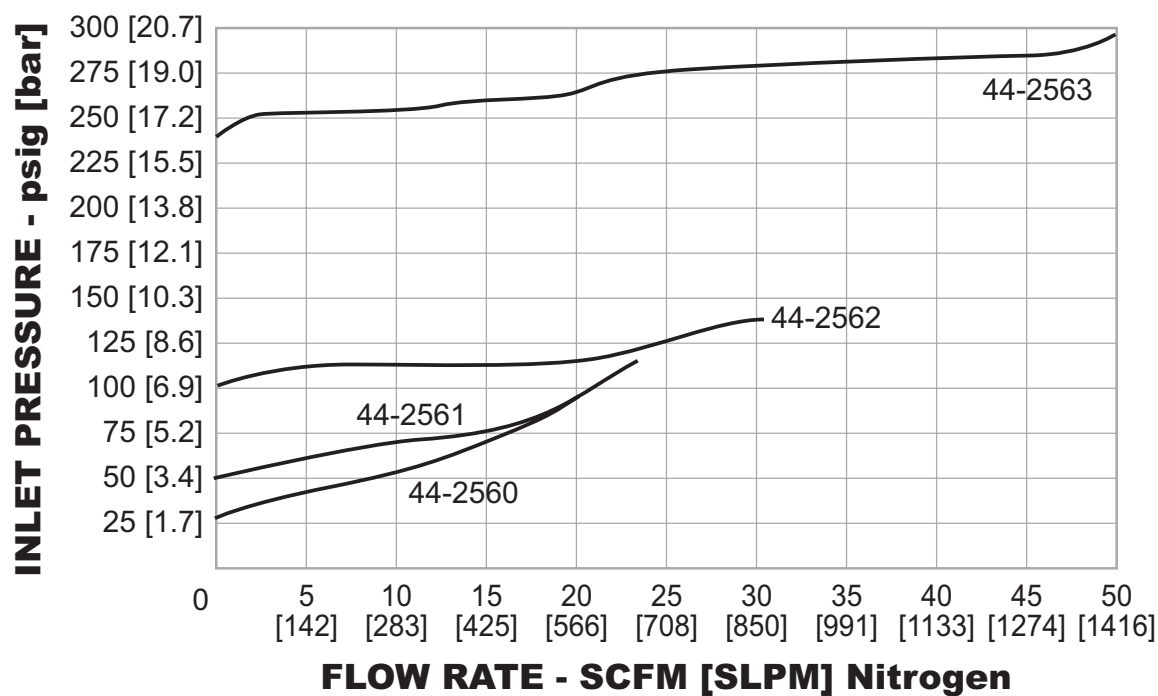
Features and Benefits

- Reduces contamination and provides accurate regulation of non-corrosive and corrosive gases
- Convuluted metal-to-metal sealed diaphragm
- Close pressure differential between crack and reseal
- Economically priced
- Panel mounting is standard
- Bubble-tight shutoff at all reseating pressures
- Flow capacity $C_v = 0.30$

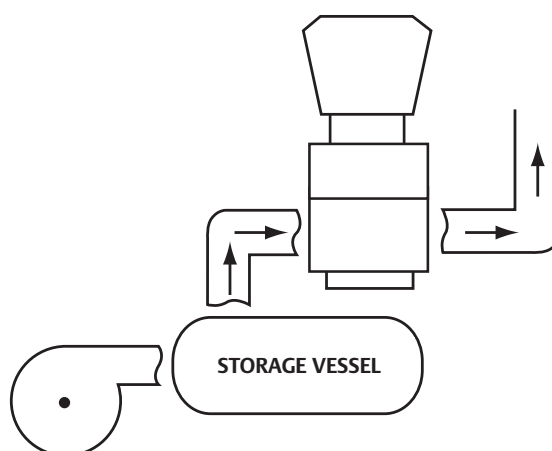


44-2500 Series Regulator Flow Chart

For more information on how to read flow curves, please refer to the Flow Curves and Calculations document (debul2007x012) in the TESCOM catalog or on www.tescom.com.




44-2500 Series Typical Application



44-2500 Series Regulator Part Number Selector

Repair Kits, Accessories & Modifications may be available for this product. Please contact TESCOM for more information.

Example for selecting a part number:

44-25	6	2	T	2	4	A
BASIC SERIES	BODY MATERIAL	CONTROLLED PRESSURE RANGES	O-RING MATERIAL	INLET AND OUTLET PORT TYPE	INLET AND OUTLET PORT SIZE	GAUGE PORT OPTIONS
44-25	1 – Brass 6 – 316 Stainless Steel	0 – 0-25 psig 0-1.7 bar 1 – 0-50 psig 0-3.4 bar 2 – 0-100 psig 0-6.9 bar 3 – 0-250 psig 0-17.2 bar	T – Viton® K – Kalrez®	2 – NPTF	4 – 1/4"	A – No gauge ports  F – One inlet gauge at 90° 