

Specifications

For other materials or modifications, please consult TESCOM.

OPERATING PARAMETERS

Pressure rating per criteria of ANSI/ASME B31.3

Maximum Inlet Pressure

6000 psig / 414 bar

Outlet Pressure Range

0-2500 psig / 0-172 bar

Design Proof Pressure

150% maximum rated

Leakage

Bubble-tight

Ambient Operating and Fluid Media Temperature

-15°F to 165°F / -26°C to 74°C

Flow Capacity

Non-venting: $C_v = 0.06$

Venting: $C_v = 0.15$

Maximum Operating Torque

25 in-lbs / 2.8 N•m



TESCOM 44-1800 Series piston sensed pressure reducing regulator is available in Brass or 316 Stainless Steel construction with outlet pressures up to 2500 psig / 172 bar.

MEDIA CONTACT MATERIALS

Body

Brass or 316 Stainless Steel

Bonnet

Brass, 300 Series Stainless Steel

Seat

Teflon®

O-Ring

Viton-A®

Back-up Ring

Teflon®

Remaining Parts

Brass Body: Brass and 300 Series Stainless Steel

Stainless Body: 316 Stainless Steel

OTHER

Cleaning

CGA 4.1 and ASTM G93

Connections

1/4" NPTF inlet and outlet, inlet and outlet gauge ports

Weight (without gauges)

2 lbs / 0.9 kg

Teflon® and Viton® are registered trademarks of E.I du Pont de Nemours and Company.

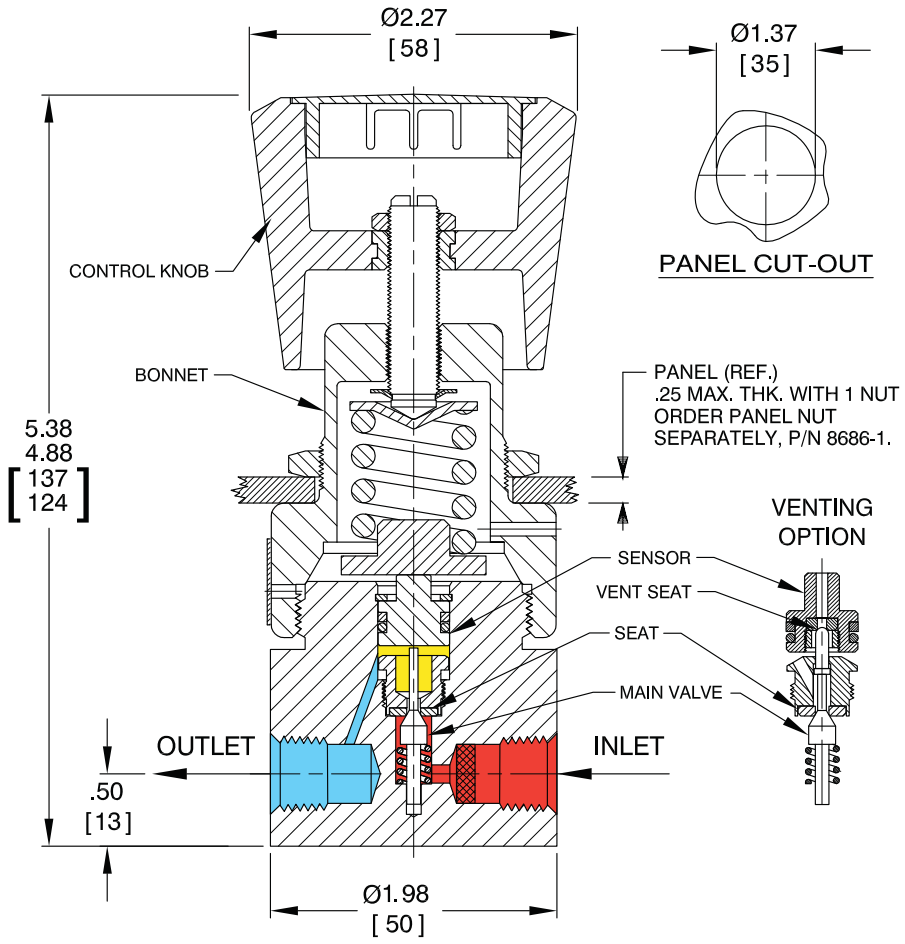
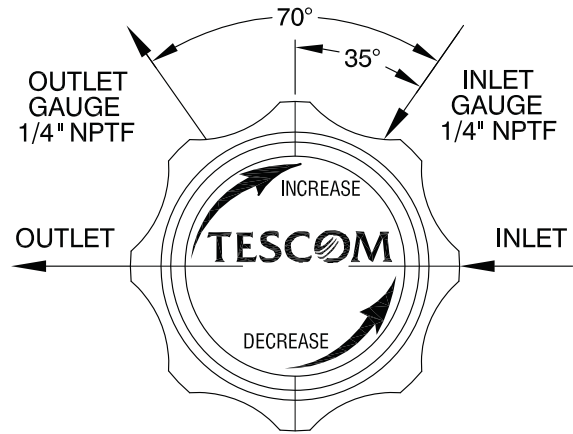
Applications

- General purpose test stands
- Industrial equipment

Features and Benefits

- Economical
- Compact design
- Piston sensed design is safe and reliable
- Adjustable stop limits maximum outlet pressure
- Choice of Stainless Steel or Brass construction
- Venting model is available
- Available with a variety of porting and material options

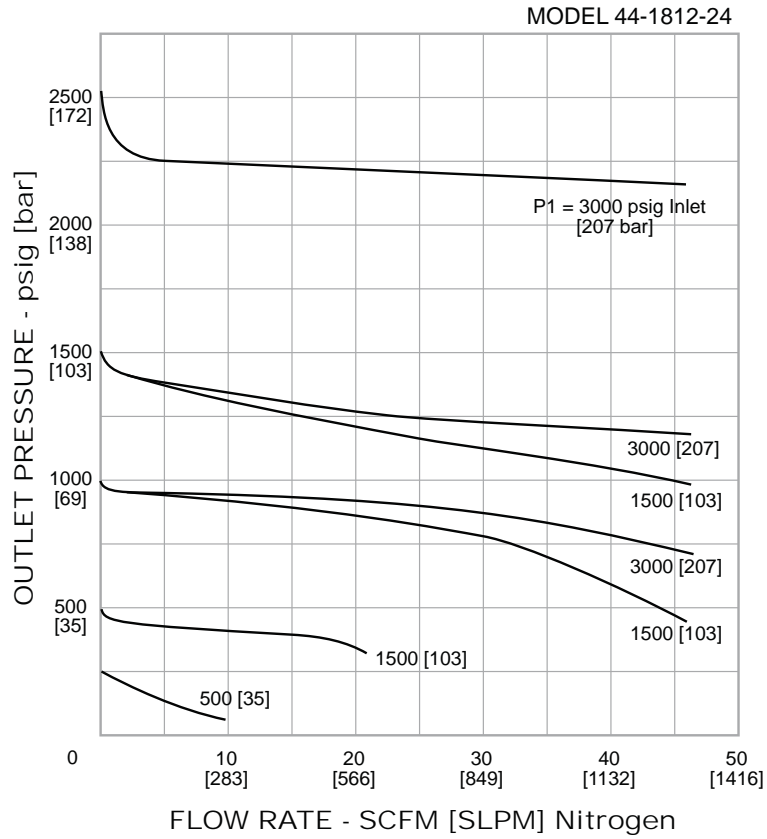
44-1800 Series Regulator Drawing



All dimensions are reference & nominal
 Metric [millimeter] equivalents are in brackets

44-1800 Series Regulator Flow Chart

For more information on how to read flow curves, please refer to the Flow Curves and Calculations document (debul2007x012) in the TESCOM catalog or on www.tescom.com.



44-1800 Series Regulator Part Number Selector

Repair Kits, Accessories & Modifications may be available for this product. Please contact TESCOM for more information.

Example for selecting a part number:

44-18	1	2	-	2	4	V
BASIC SERIES	BODY MATERIAL	OUTLET PRESSURE RANGES		INLET AND OUTLET PORT TYPE	INLET AND OUTLET PORT SIZE	VENTING (OPTIONAL)
44-18	1 – Brass 2 – 303 Stainless Steel 6 – 316 Stainless Steel 9 – Monel	1 – 0-1500 psig / 0-103 bar 2 – 0-2500 psig / 0-172 bar		2 – NPTF	4 – 1/4"	V – Venting